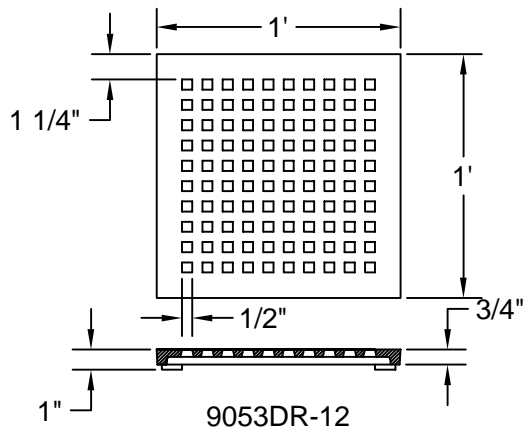



# MARKET ST.

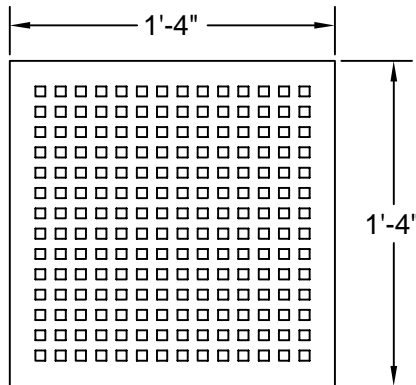
## DRAIN GRATE #M9053



9053DR-12



9053DR-24



9053DR-16

MODEL	DIMENSIONS		CLEAR OPENING of GRATE	FRAME
	GRATE WIDTH	OPEN WIDTH		
M9053DR-16	16" x 16"	14" x 14"	50 SQ. IN.	9000FDR-16
M9053DR-24	24" x 24"	22" x 22"	100 SQ. IN.	9000FDR-24

- These drain grates are for pedestrian traffic only.
- Cast with 1/2" maximum slot openings for increased pedestrian safety and compliance with A.D.A. guidelines.
- Available in cast Iron, cast aluminum, cast bronze
- Frame is fabricated from 1-1/4" x 1-1/4" x 1/4" steel angle;
- Finish: No finish , or paint or powder coat available

