
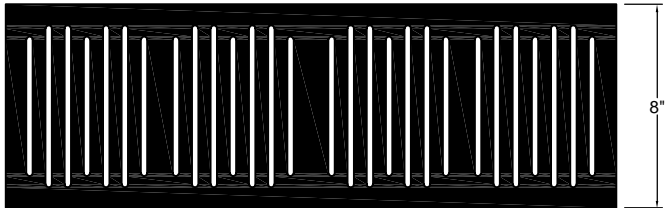
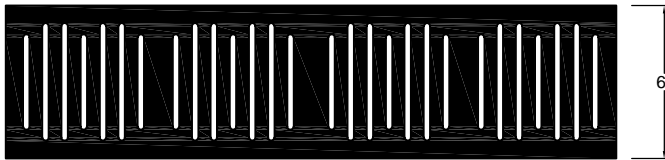
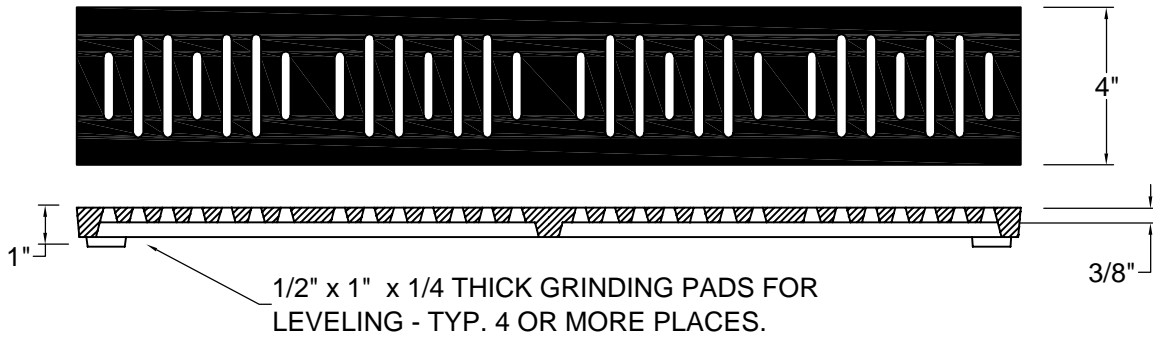


THISTLE

TRENCH GRATE #M9047



MODEL	DIMENSIONS		CLEAR OPENING/ LN.FT.
	GRATE WIDTH	TRENCH WIDTH	IRON/ALUMINUM
M9047-4	4"	2-1/4"	7.5 SQ. IN.
M9047-6	6"	4-1/4"	14.5 SQ. IN.
M9047-8	8"	6-1/4"	21.5 SQ. IN.
M9047-12	12"	10-1/4"	35.5 SQ. IN.

- These trench grates are for pedestrian traffic only.
- Standard lengths are 24"-customs sizes and curved sections available.
- Cast with 1/4" maximum slot openings for increased pedestrian safety and compliance with A.D.A. guidelines.
- Available cast iron (or) cast aluminum.
- Pilfer-proof bolting available.
- For coating options, please see section on "Finishes".

