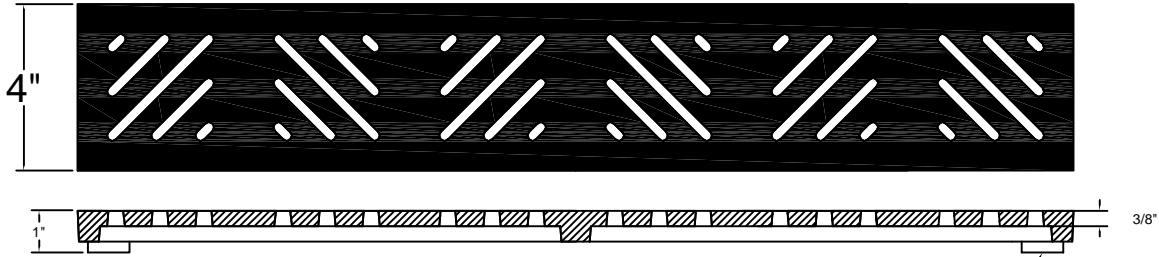
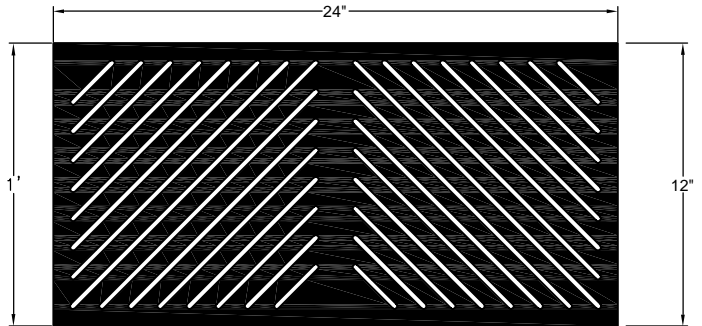
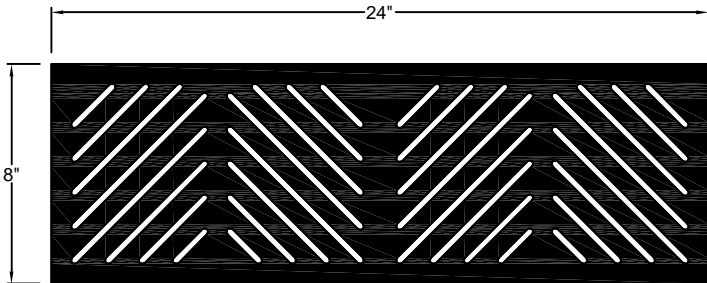
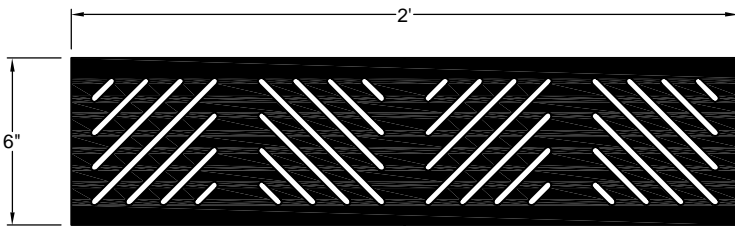


TWEED

TRENCH GRATE #M9051



1/2"x1"1/4" THICK GRINDING PADS FOR LEVELING—TYP. 4 OR MORE PLACES



MODEL	DIMENSIONS		CLEAR OPENING/ LN.FT. IRON/ALUMINUM
	GRATE WIDTH	TRENCH WIDTH	
M9051-4	4"	2-1/4"	6.5 SQ. IN.
M9051-6	6"	4-1/4"	12 SQ. IN.
M9051-8	8"	6-1/4"	18 SQ. IN.
M9051-12	12"	10-1/4"	31 SQ. IN.

- These trench grates are for pedestrian traffic only.
- Cast with 1/4" maximum slot openings for increased pedestrian safety and compliance with A.D.A. guidelines.
- Available in cast iron (or) cast aluminum.
- Pilfer-proof bolting available.
- For coating options, please see section on "Finishes".



IRONSMITH TRENCH GRATES
FOR LANDSCAPE ARCHITECTURE

(800) 338-4766